


How to make an electronic donation

如何做網上奉獻




First - Add church offering email address

第一: 在你的網上銀行連結加入教會奉獻電郵


Offering@Calvarylogos.ca

Between Accounts **Interac e-Transfer** Send Money Internationally




Interac e-Transfer

A quick and secure way to send or request money. All you need is an email address and a Canadian dollar bank account at a Canadian bank or credit union.




Send money ←

Pay the landlord, dog-walker, babysitter, or the friend who covered your dinner bill.



Request money

Request payment from clients, collect funds for a group gift, or ask that friend to pay you back.



Manage autodeposit

We'll deposit all INTERAC e-Transfers you receive to your account for you.

Send money to

Contacts:

Please select... 

[Add new contact](#)

Your details

Your legal name:

Your profile name:

Your email address:

Transfer details

Withdraw from:

Chqing **** 

Amount:

 (service charge waived)

Security question:



Answer:

(alphanumeric, no spaces)

Message to contact:

(optional)

Second - Select church offering email address to send money

第二：選擇教會奉獻電郵去傳送金錢

Offering@Calvarylogos.ca


Send money to

Contacts:

CLBC Offering -- offering@calvarylogos.ca

 [Remove contact](#)

[Add new contact](#)

 This contact has turned on autodeposit. You don't need a security question.

Third - Put in your donation amount, and under message, put in your offering number and offering breakdowns as below format

第三：填寫奉獻金額及你的奉獻號碼同奉獻類別， 如下

Offering@Calvarylogos.ca

Amount:

50

Message to contact:

CXXAXX - General 30, Mission 10, VBS 10

Lastly - double check your offering number, and send

最後，核對你的奉獻號碼及發送

Offering@Calvarylogos.ca

Amount:

50

Message to contact:

CXXAXX - General 30, Mission 10, VBS 10



Q & A